

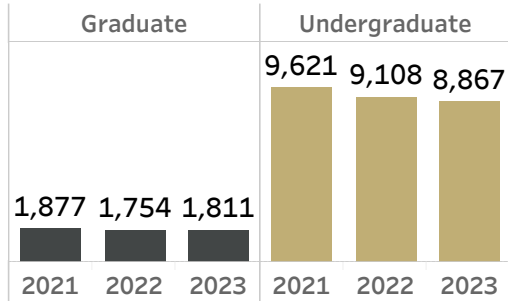
# FALL 2023 CENSUS ENROLLMENT

Total Enrollment: 11,025  
Degree-Seeking Students Only Enrollment: 10,678

Current as of: 9/18/2023

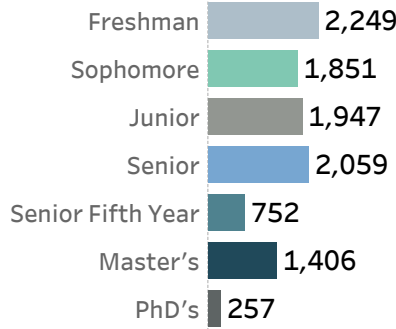
Data Source: CU's Central Information Warehouse (CIW)

## Fall Census Enrollment



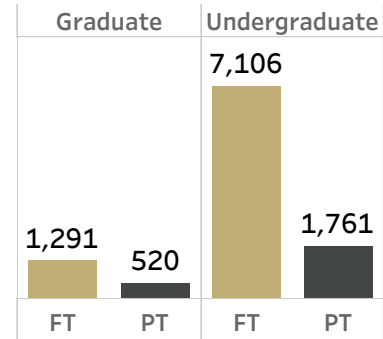
\* Headcount includes all degree-seeking students whether they are full/part-time or seeking a certificate and/or licensure.

## Academic Level



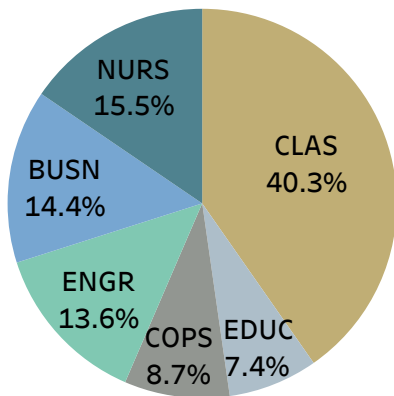
\* Excludes students with certificate and/or licensure primary majors.

## Academic Load



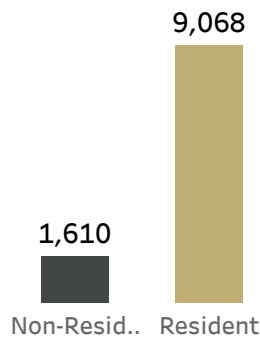
\* FT = Full-time, PT = Part-time

## Enrollment by College

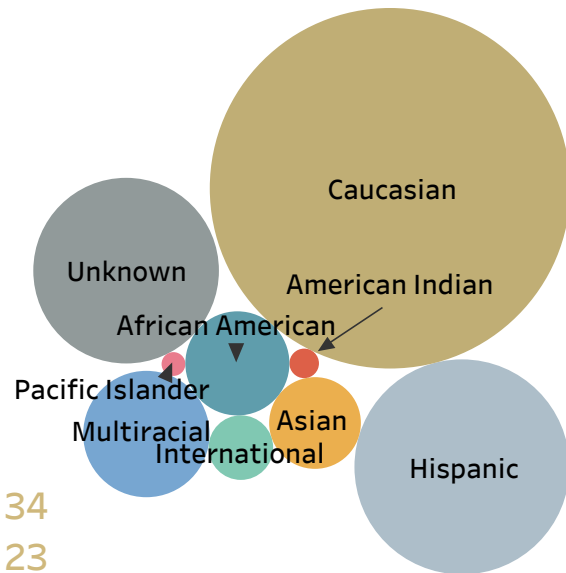


\* Based on the student's primary academic plan

## Residency



## Race/Ethnicity

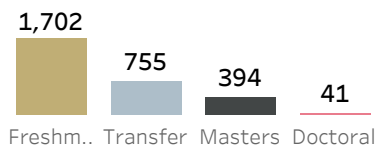


\* Unknown gender = 2.6%

## Average Age

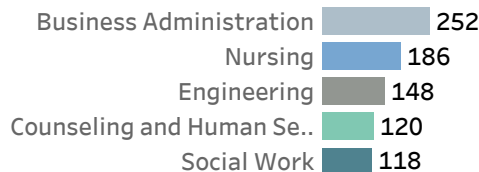


## Fall 2023 New Admits



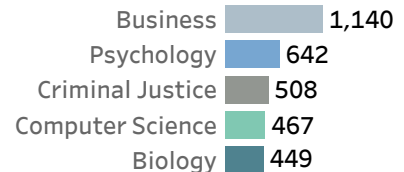
\* Degree-seeking only, excludes preceding summer semester admits

## Top 5 Graduate Majors



\* Based on the student's primary academic plan

## Top 5 Undergraduate Majors



\* Based on the student's primary academic plan